

Matchstick Puzzles - #3

WHO MADE THIS?

Created by Kim White Steele for Puzzles to Print.

CONTACT

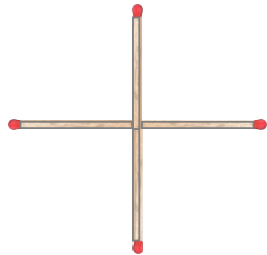
admin@puzzles-to-print.com

COPYRIGHT


© 2022 Kim White Steele - All rights reserved.
Permission to copy for single classroom use only.
Not for public display.

Matchstick Puzzles - #3


1. Move one matchstick to make a square.



2. Move six matches to make five squares.




3. Move two matchsticks to make six squares.




4. Take one away from seven matchsticks, then move two to leave zero.



5. Take away six matchsticks from the fifteen shown to leave ten.



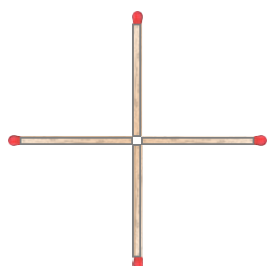
6. Remove 9 matchsticks leaving no square of any size.



Matchstick Puzzles - #3

SOLUTIONS

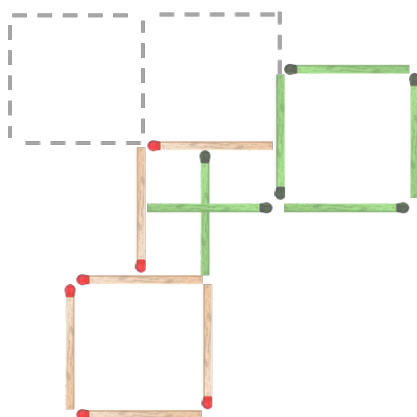
1. Move one matchstick to make a square.



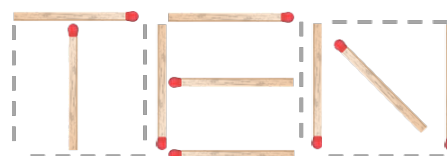
4. Take one away from seven matchsticks, then move two to leave zero.



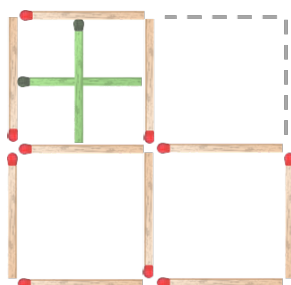
2. Move six matches to make five squares.



5. Take away six matchsticks from the fifteen shown to leave ten.



3. Move two matchsticks to make six squares.



6. Remove 9 matchsticks leaving no square of any size.

